

Please read this manual carefully before operation and save these instructions for future reference.

## CHARGING

Recharge the battery by connecting the monopod to a PC or a USB power source.

**CHARGING:** Red LED indicator

**FULLY CHARGED:** Charge LED (Red color) off

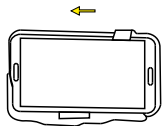
**Note:** Do not leave equipment unsupervised while charging!

## BLUETOOTH PAIRING INSTRUCTIONS

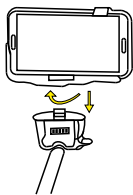
1. Switch on by keeping the shutter button pressed down
2. Turn on your Bluetooth on your device & connect to the device

## INSTRUCTION

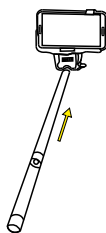
1. Please put the mobile phone into the phone clamp.



2. Fix the mobile phone clamp on the screw.



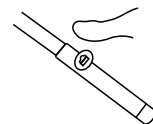
3. Stretch the monopod.



4. Enter mobile phone camera application.



5. Focus on yourself and push the „press“. The Selfie fun begins!



**Charging: max. 1 hour. Use at your own risk!**

**We reserve the right to change technical specifications.**

## Old electrical appliances, used batteries and accumulators disposal



This symbol appearing on the product, on the product accessories or on the product packing means that the product must not be disposed as household waste. When the product/ battery durability is over, please, deliver the product or battery (if it is enclosed) to the respective collection point, where the electrical appliances or batteries will be recycled. The places, where the used electrical appliances are collected, exist in the European Union and in other European countries as well. By proper disposal of the product you can prevent possible negative impact on environment and human health, which might otherwise occur as a consequence of improper manipulation with the product or battery/ accumulator. Recycling of materials contributes to protection of natural resources. Therefore, please, do not throw the old electrical appliances and batteries/ accumulators in the household waste. Information, where it is possible to leave the old electrical appliances for free, is provided at your local authority, at the store where you have bought the product. Information, where you can leave the batteries and accumulators for free, is provided to you at the store, at your local authority.

easypix hereby declares that the product is in compliance with requirements and other relevant provisions of the R&TTE directive 1999/5/EC. The complete Declaration of Conformity can be found at [http://www.easypix.info/download/pdf/doc\\_smart\\_xtender.pdf](http://www.easypix.info/download/pdf/doc_smart_xtender.pdf)