

Läs denna manual noggrant innan användning och spara den för framtida bruk.

LADDNING

Ladda batteriet genom att ansluta monopoden till en dator eller en USB-strömkälla.

Laddning: Röd LED-indikator

Fullt laddat: LED för laddning (röd färg) av

Obs: Lämna inte utrustningen utan tillsyn under laddning!

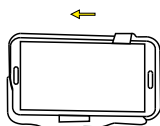
Laddningstid: 1 timme

ANVISNINGAR BLUETOOTH IHOPPARNING

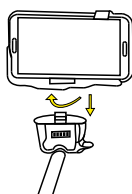
1. Slå på genom att hålla slutarknappen nedtryckt
2. Aktivera Bluetooth på enheten och ansluta den till apparaten

ANVISNING

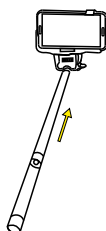
1. Sätt in mobiltelefonen i telefonklämman.



2. Fixera mobiltelefonens klämma på skruven.



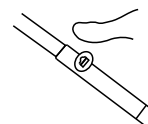
3. Förläng monopoden.



4. Mata in mobiltelefonkamerans program.



5. Fokusera på dig själv och tryck på „knappen “. Roliga selfies börjar!



Använd på egen risk.

We reserve the right to change technical specifications.

Old electrical appliances, used batteries and accumulators disposal



This symbol appearing on the product, on the product accessories or on the product packing means that the product must not be disposed as household waste. When the product/ battery durability is over, please, deliver the product or battery (if it is enclosed) to the respective collection point, where the electrical appliances or batteries will be recycled. The places, where the used electrical appliances are collected, exist in the European Union and in other European countries as well. By proper disposal of the product you can prevent possible negative impact on environment and human health, which might otherwise occur as a consequence of improper manipulation with the product or battery/ accumulator. Recycling of materials contributes to protection of natural resources. Therefore, please, do not throw the old electrical appliances and batteries/ accumulators in the household waste. Information, where it is possible to leave the old electrical appliances for free, is provided at your local authority, at the store where you have bought the product. Information, where you can leave the batteries and accumulators for free, is provided to you at the store, at your local authority.

easypix hereby declares that the product is in compliance with requirements and other relevant provisions of the R&TTE directive 1999/5/EC. The complete Declaration of Conformity can be found at http://www.easypix.info/download/pdf/doc_smart_xtender.pdf