

GOXTREME® IMPULSE 4K

QUICK GUIDE

**Congratulations on your purchase
of the GoXtreme Impulse 4K!**

You can find detailed user guide online on this website:

<http://www.easypix.info/download-manuals/download/goxtreme-impulse/>



IMPORTANT INFORMATION

To ensure the optimum performance from your camera, please note the following important information:

MicroSD card:

- Please ensure your memory card is formatted in the camera before first using the card for the first time (Settings > Format).
- The maximum capacity memory card supported is 64GB.

Use of memory cards exceeding the maximum recommended capacity may result in file errors.

- For best results, we recommend using high quality Micro SD cards Class 10 with U3 High Speed or higher.

Ensure a U3 rated memory card is used when recording 4K video. Using a lower rated card may present data transfer speed issues due to the large file size a 4K video produces.

- The recording time depends on the selected resolution.

Charging:

- Ensure the camera is charged completely before first use.
- Keep the device away from children while charging.

- Ensure the camera is switched off when charging. If the camera turns on automatically when connected to a power source please turn it off to complete charging. A camera plugged into power and switched on will not charge.
- The camera should only be charged via the USB port of a computer or a USB power adapter with a maximum capacity of 1050mAh.
- Unplug the USB cable connected to the camera before using the camera.
- The battery life is - depending on the settings and outside temperature - up to 90 minutes under optimal conditions.

WiFi connection:

- Ensure you have downloaded the correct companion app for your camera model.
- Please note that wireless transfer of files using the app is not possible for video with resolution higher than 1080p. Files using any resolution higher than 1080p can only be accessed via your computer using a card reader.

Safety instructions:



WARNING: The camera is not suitable for children under 36 months because of choking hazard.



WARNING: Always protect your camera from falls, blows and bumps.

- Keep a sufficient distance from objects that generate strong magnetic fields or radio waves, such as electrical appliances to prevent them from damaging the product or affecting the sound and image quality.
- Store the device cool (at room temperature) in a dry and dust-free location and never expose the product to high temperatures or permanently direct sunlight.
- In the unlikely event of overheating, smokes or unpleasant odors coming out of the unit, disconnect it immediately from the charging cable and remove the battery to avoid a fire.



WARNING: Before using the camera in the water, make sure that all lids and closures on the camera and underwater housing are closed and sealed.

- After using it in salty or chlorinated water, clean the case and let it dry.
- The camera should not be exposed to high temperature and humidity differences to prevent condensation inside the case or behind the lens.
- After under water use, the housing must be left open to avoid condensation or rusting.

GOXTREME IMPULSE 4K

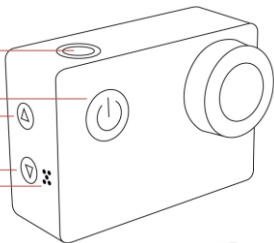
Record / Shutter OK

Power on&off / Back

Up / WiFi on & off

Down

Speaker

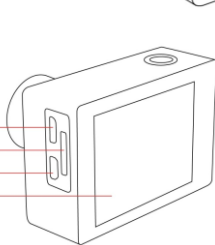


USB

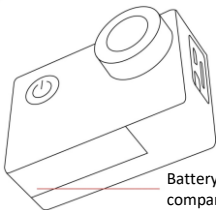
MicroSD

HDMI

Touch screen



Battery compartment



DISPLAY ICONS

Time elapsed
for current
recording

Total time capacity remaining on card (Video)
Number of photo capacity remaining on card

Current recording
mode (Video or Photo)

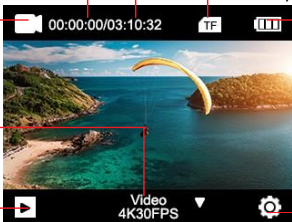
Memory card installed

Battery
level


Video / Photo
Mode selection

Playback Mode

Settings Menu




Standby:
Slide to
the right
to unlock
the touch
screen



1. SWITCH BETWEEN PHOTO & VIDEO


There are two ways to switch between video / photo:

1. Short press the power button.
2. **Simply swipe to the left or right** on the touch screen.



2. SELECT A VIDEO / PHOTO FUNCTION

Swipe up on the screen and choose between the different functions.

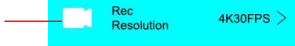


3. DETAILED PHOTO / VIDEO SETTINGS

If you are in photo or video mode, click on the settings icon.
The individual settings will then be displayed.
Scroll down to see them all.



Video/Photo
settings



General
settings



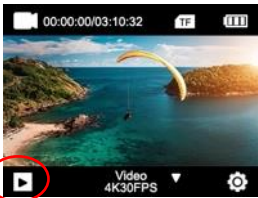
Back




Detailed
settings

4. PLAYBACK MODE

Please click on the playback icon to enter the playback mode:



Play media



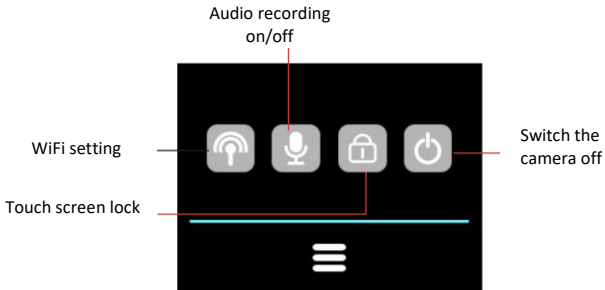
Slide to next file

Back

Delete

5. SHORT CUTS

Swipe down the screen to enter the short cuts menu.



WiFi FUNCTION

Before using the WiFi function, please go to the App Store or GooglePlay and install the **XDV PRO app** on your mobile phone or tablet PC.

There are 2 options to activate the camera WiFi:

1 - Press and hold the UP/ WiFi button for about 3-5 seconds to activate the camera's WiFi. The WiFi indicator LED will flash yellow to confirm that the WiFi has been successfully activated and is ready to be connected.

2 - Swipe down on the camera screen and click the WiFi icon to open the WiFi function.

When the WiFi has been activated the screen will display:
Wi-Fi ID: GoXtreme Impulse_ xxxx Wi-Fi PWD: 12345678

To connect the camera to your smartphone:

Open the WiFi settings on your mobile phone to search for the camera device (GoXtreme Impulse) from the available wireless networks.
(The password to complete the connection is 12345678).

When the connection has been confirmed on your smartphone, exit the WiFi settings on your phone and open the XDV Pro app and select your camera from the list. The app will complete the connection and display a live view from your camera.

Please note that it is not possible to wirelessly playback or transfer any files exceeding 1080p resolution using the app. Files using any resolution higher than 1080p can only be accessed via your computer using a card reader.

When you have finished using the WiFi function, please deactivate it as this will extend the battery life.

Turning off the WiFi function on the camera:

Please short press the UP/ WiFi button to turn off the WiFi. The WiFi indicator light will switch off to confirm the WiFi has been deactivated.



All product specifications are correct at time of print and are subject to change without prior notice.

Easypix GmbH reserve the right for errors or omissions.

For technical help please visit our support area on www.easypix.eu.

CONFORMITY

The manufacturer hereby declares that the CE marking was applied to the product GoXtreme Impulse in accordance with the basic requirements and other relevant provisions of the following CE Directives:

2014/53/EU

2011/65/EC RoHS

2014/30/EU EMV

2012/19/EC WEEE



The EC Declaration of Conformity can be downloaded here:

http://www.easypix.info/download/pdf/doc_goxtreme_impulse.pdf

DISPOSAL



Dispose of packaging

For disposal, separate packaging into different types. Cardboard and board must be disposed of as paper and foil must be recycled.



Disposal of Waste Electrical and Electronic Equipment and/or Battery by users in private households in the European Union. This symbol on the product or on the packaging indicates that this cannot be disposed of as a household waste. You must dispose of your waste equipment and/or battery by handing it over to the applicable take-back scheme for the recycling of electrical and electronic equipment and/or battery. For more information about recycling of this equipment and/or battery, please contact your city office, the shop where you purchased the equipment or your household waste disposal service. The recycling of materials will help to conserve natural resources and ensure that it is recycled in a manner that protects human health and environment.



Battery warning

- Never dismantle, crush, or pierce the battery, or allow the battery to short-circuit. Do not expose battery being placed in high temperature environment, if battery leaks or bulges, stop continue to use.
- Always charge using the charger. Risk of explosion if battery is replaced by an incorrect type.
- Keep the battery out of reach of children.
- Batteries may explode if exposed to naked fire. Never dispose of batteries in a fire.
- Disposed of used batteries observing local regulations.
- Before disposing the device, please remove the battery.



The camera is not suitable for children under 3 years because of choking hazard.



Made in China / Only for EU

easypix[®]
LIFESTYLE ELECTRONICS