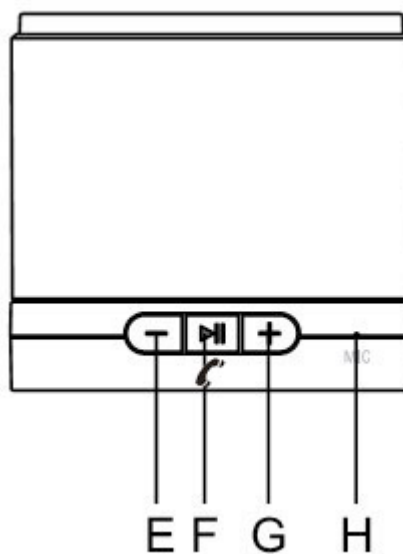
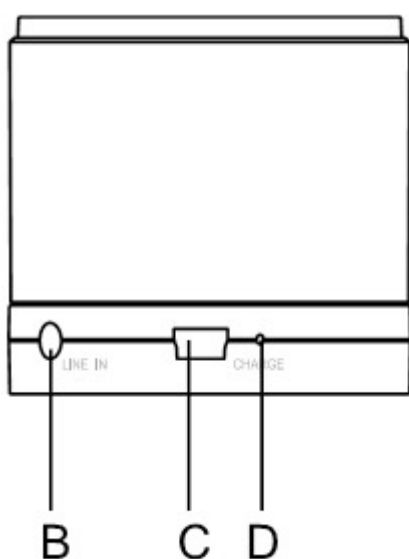
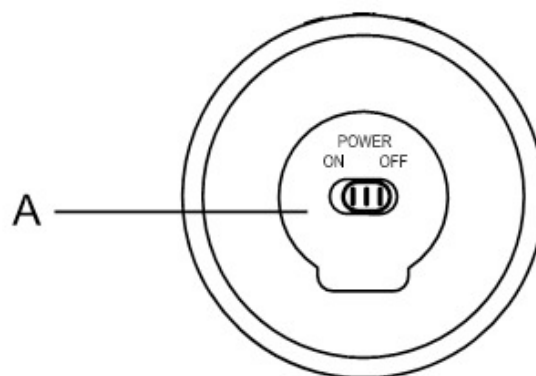




 **Bluetooth**[®]
SOUNDBOX



Know your speaker





A: POWER ON/OFF

B: LINE IN(AUX in)

C: USB DC 5V

D: CHARGING INDICATOR LIGHT

E: VOLUME -

F: BUTTON  and  :PAUSE/Hands free answer/Hands free hang up/MIC

G: VOLUME +

H: Microphone

Product specifications

- Dimension & Weight
- Dimension: Diameter: 60mmxH57mm
- Weight: 210g \pm 5% for speaker body
- Standard Battery: Built in rechargeable 300mAh Lithium battery
- Music playtime: Max 3-4 hrs(base on 50%-70% voice volume)

Charge condition:

- Charge time: 4-5 hours
- Power input: DC 5V/500mA
- Speaker Specifications
- Diameter: 2 inch
- Impedance: 4 Ω
- Power output: 3W
- dBSPL: 80 \pm 3dB 1W/M

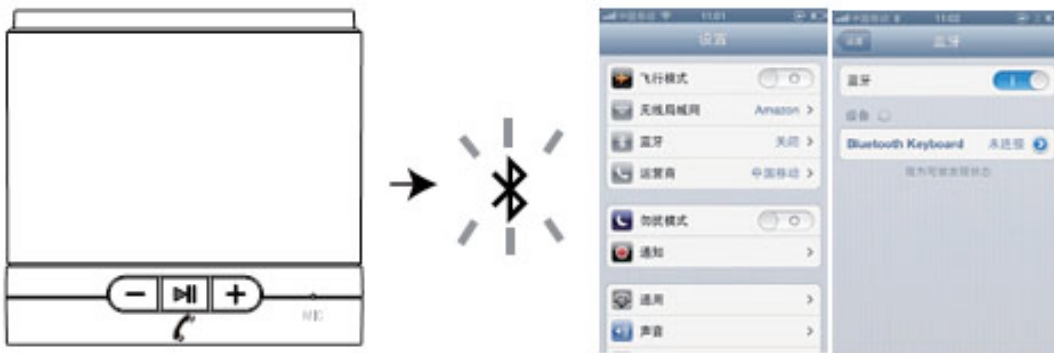
Package & accessories

- Bluetooth speaker
- USB cable
- Audio cable

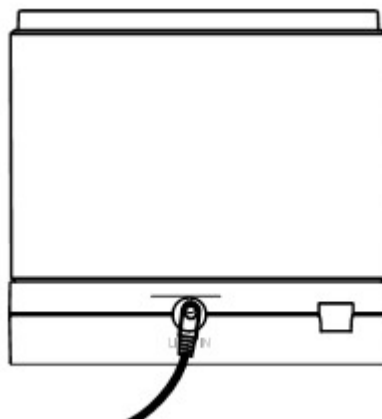
Operation Instructions

1. Bluetooth speaker

Switch power on, and speaker will have a response ring, the blue indicator light flash and the blue indicator also light on. Bluetooth function is available. The bluetooth speaker user name is: SoundBox. When you pair with the bluetooth speaker, if you are asked to input the password, please input "0000".



2. Aux in switch power on. Connect 3.5mm cable to line in port, the red indicator light on, and the speaker is in AUX in function.



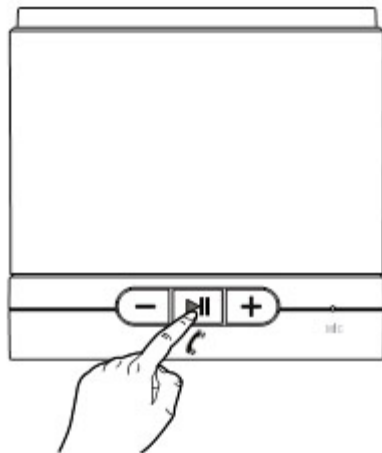
3. Making and Answer calling

Once the bluetooth is linked with your phone:

a) Dial the number on your phone

b) To answer the phone, short press the ►|| button

c) Press the ►|| button to end the call.



4. Charging

When connected to the USB cable, the red indicator light is on, charge mode is working.

The speaker can be charged when it's in ON or OFF status

(We suggest to turn off speaker while charging it).

5. The Bluetooth speaker will turn into snooze mode after 5 minutes unused (means do not connect with bluetooth), and speaker will have a continuous warning tone. Turn on the ON/OFF switch again, and the speaker will turn into the normal working mode.

6. Long press "+", volume up, Long press "-", volume down.

NOTICE:

1. The Bluetooth speaker can only match to one signal per time, the connection cannot be deleted when matching. It can only be deleted in disconnection model.
2. It's not allowed to show the same equipment name in the Bluetooth connection list, or it will make the one in same name can not be connected.

Points to keep your Bluetooth energetic

- The hands free function can only be worked in the Bluetooth mode.
- The Bluetooth speaker has a anti signal disturb design, but it will still be interrupted by the high frequency device or within electromagnetic field.

Avoid to put it in such kind of environment.

- Different user port will make difference on the transmission distance. Please use the qualify Bluetooth port.
- Some cell phone music player device does not have smooth cache, and it will be a slightly "POP" tone when pause, it's a normal sound.
- The disconnection of Bluetooth is not a real time operation, and it will be a few seconds delay from the cell phone operation.
- When Bluetooth match is failed, delete other Bluetooth device in the connection list, restart the Bluetooth speaker and search the signal again.
- If speaker makes a loud electronic noise, or when charging by USB port, the red, green, blue indicator light flashes in turn, please check for the battery

shrapnel, or if any damage in the battery.

- It must install a Bluetooth media player in the computer when PC using the Bluetooth speaker.
- Please pull out the AUX-in cable before connecting to the Bluetooth speaker, to make sure the connection is correct.
- The speaker sound effect is affected by battery capacity, cell phone performance and input media source quality. In case of noise, user can download some “0dB” music for test in AUX-in mode, in the distance of 1m.
- If speaker will not be used for a long time, please keep charge once per month, to avoid the overconsumption of the battery to damage the speaker.
- Do not put the speaker in an extreme cold, hot, wet or dusty environment, or it will be damage to the function and device.
- Do not use the speaker in an extreme dry environment, to avoid the static damage.
- Do not put the speaker into water or fire.
- Do not scratch the speaker to protect the interface and battery.



Electric and electronic equipment and included batteries contains materials, components and substances that can be hazardous to your health and the environment, if the waste material (discarded electric and electronic equipment and batteries) is not handled correctly.

Electric and electronic equipment and batteries is marked with the crossed out trash can symbol, seen below. This symbol signifies that electric and electronic equipment and batteries should not be disposed of with other household waste, but should be disposed of separately.

As the end user it is important that you submit your used batteries to the appropriate and designated facility. In this manner you make sure that the batteries are recycled in accordance with legislature and will not harm the environment.

All cities have established collection points, where electric and electronic equipment and batteries can either be submitted free of charge at recycling stations and other collection sites, or be collected from the households. Additional information is available at the technical department of your city.

For technical help please visit our support area on www.easypix.eu.

Easypix hereby declares that the product Bluetooth SoundBox is in conformity to all the essential requirements of Directive 1999/5/EC.

The declaration of conformity can be downloaded here:

http://www.easypix.info/download/bt-soundbox/doc_bt-soundbox.pdf



easypix[®]
LIFESTYLE ELECTRONICS